




**CCT&I -
Secretaria de Estado da Saúde
Gabriel Tannus
agosto 2014**

ESTIMATED TOTAL SPENDING ON MEDICINES IN 2014



GLOBAL RANKING OF COUNTRIES

Rank	2008	Index
1	United States	100
2	Japan	27
3	▲ China	14
4	France	13
5	▼ Germany	13
6	▼ Italy	8
7	▲ Canada	7
8	▼ UK	7
9	Spain	7
10	Brazil	5
11	Mexico	4
12	Australia	4
13	▲ Russia	3
14	▼ South Korea	3
15	▲ Turkey	3
16	▼ India	3
17	▲ Greece	2
18	▼ Netherlands	2
19	▼ Poland	2
20	▼ Belgium	2

Rank	2013	Index
1	United States	100
2	▲ China	29
3	▼ Japan	29
4	▲ Germany	13
5	▼ France	11
6	▲ Brazil	9
7	▼ Italy	8
8	UK	7
9	▼ Canada	7
10	▼ Spain	6
11	▲ Russia	6
12	▲ India	5
13	▼ Mexico	4
14	▼ Australia	4
15	▼ South Korea	4
16	▼ Turkey	3
17	▲ Venezuela	2
18	▲ Poland	2
19	▲ Argentina	2
20	Belgium	2

Rank	2018	Index
1	United States	100
2	China	45
3	Japan	29
4	▲ Brazil	13
5	▼ Germany	13
6	▼ France	10
7	Italy	8
8	UK	7
9	Canada	7
10	▲ Russia	7
11	▲ India	6
12	▼ Spain	5
13	Mexico	4
14	▲ South Korea	4
15	▼ Australia	4
16	▲ Venezuela	4
17	▼ Turkey	3
18	Poland	2
19	▲ Saudi Arabia	2
20	▼ Argentina	2

▼▲ Change in ranking over 5 years

Market size ranking in constant USD

GLOBAL RANKING OF COUNTRIES













Rank	2008	Index
1	United States	100
2	Japan	27
3 ▲	China	14
4	France	13
5 ▼	Germany	13
6 ▼	Italy	8
7 ▲	Canada	7
8 ▼	UK	7
9	Spain	7
10	Brazil	5
11	Mexico	4
12	Australia	4
13 ▲	Russia	3
14 ▼	South Korea	3
15 ▲	Turkey	3
16 ▼	India	3
17 ▲	Greece	2
18 ▼	Netherlands	2
19 ▼	Poland	2
20 ▼	Belgium	2

▼▲ Change in ranking over 5 years

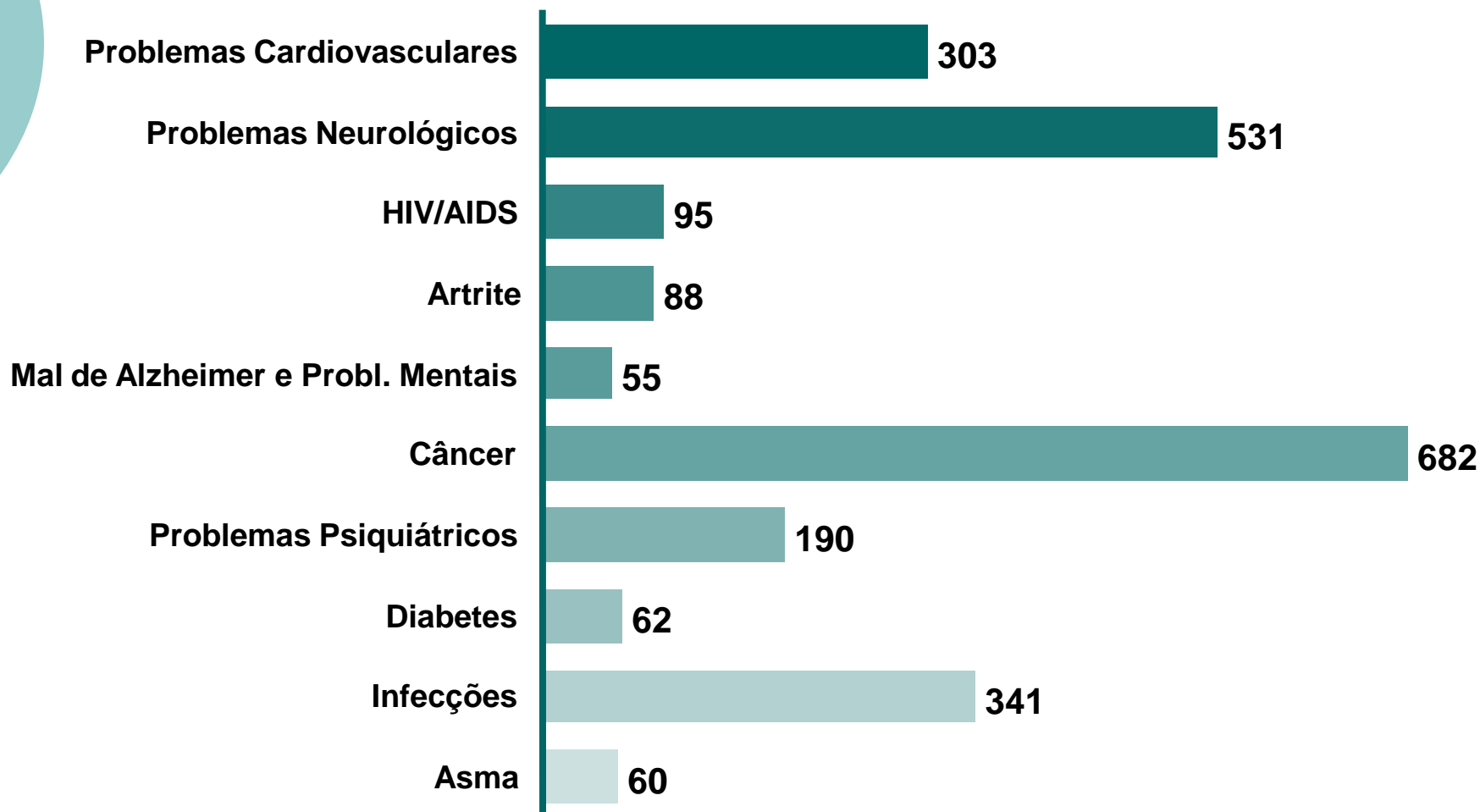
GLOBAL RANKING OF COUNTRIES

Rank		2013	Index
1		United States	100
2	▲	China	29
3	▼	Japan	29
4	▲	Germany	13
5	▼	France	11
6	▲	Brazil	9
7	▼	Italy	8
8		UK	7
9	▼	Canada	7
10	▼	Spain	6
11	▲	Russia	6
12	▲	India	5
13	▼	Mexico	4
14	▼	Australia	4
15	▼	South Korea	4
16	▼	Turkey	3
17	▲	Venezuela	2
18	▲	Poland	2
19	▲	Argentina	2
20		Belgium	2

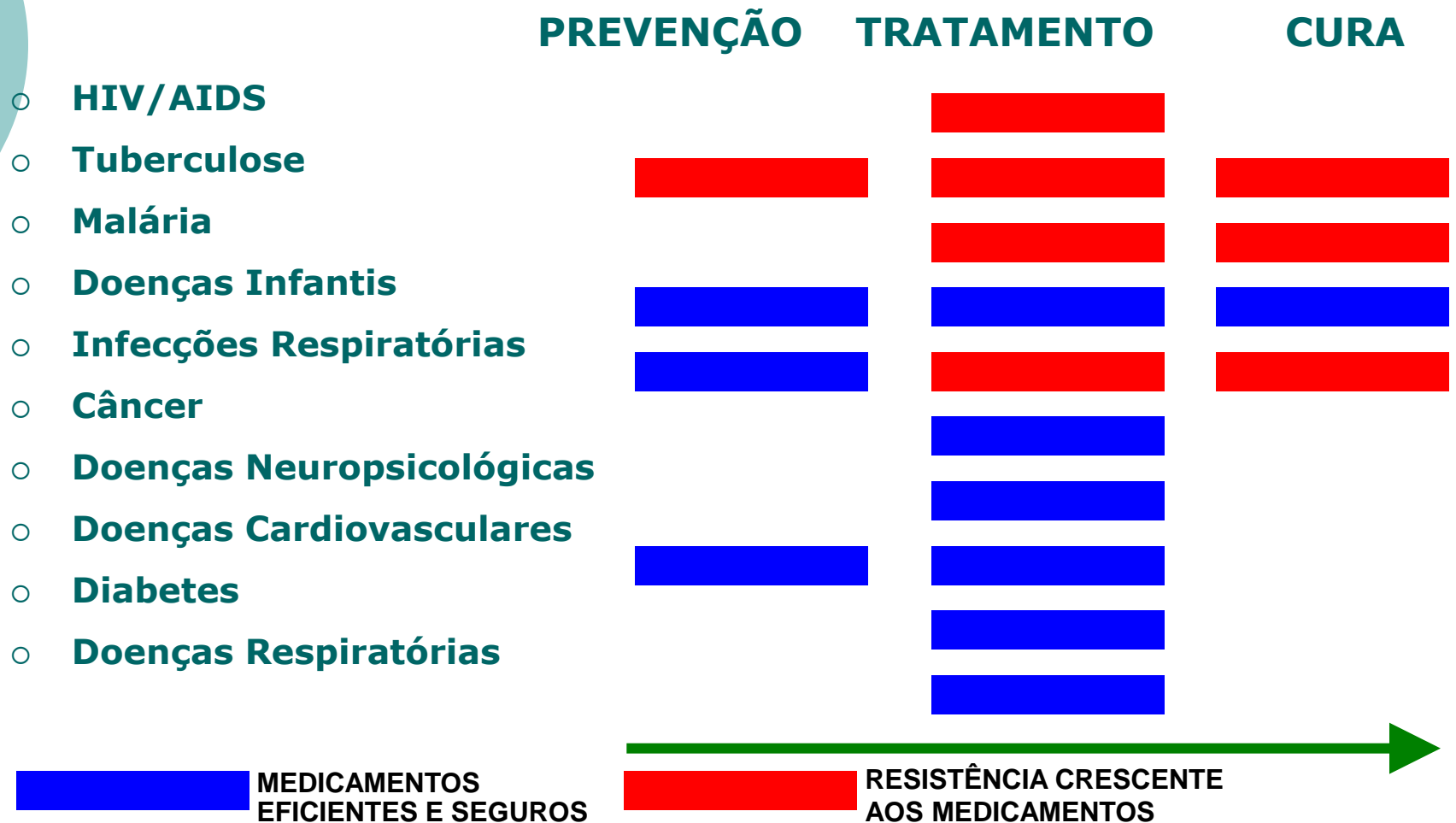
GLOBAL RANKING OF COUNTRIES

Rank	2018	Index
1	United States	100
2	China	45
3	Japan	29
4	 Brazil	13
5	 Germany	13
6	 France	10
7	Italy	8
8	UK	7
9	Canada	7
10	 Russia	7
11	 India	6
12	 Spain	5
13	Mexico	4
14	 South Korea	4
15	 Australia	4
16	 Venezuela	4
17	 Turkey	3
18	Poland	2
19	 Saudi Arabia	2
20	 Argentina	2

Novos Medicamentos em Desenvolvimento

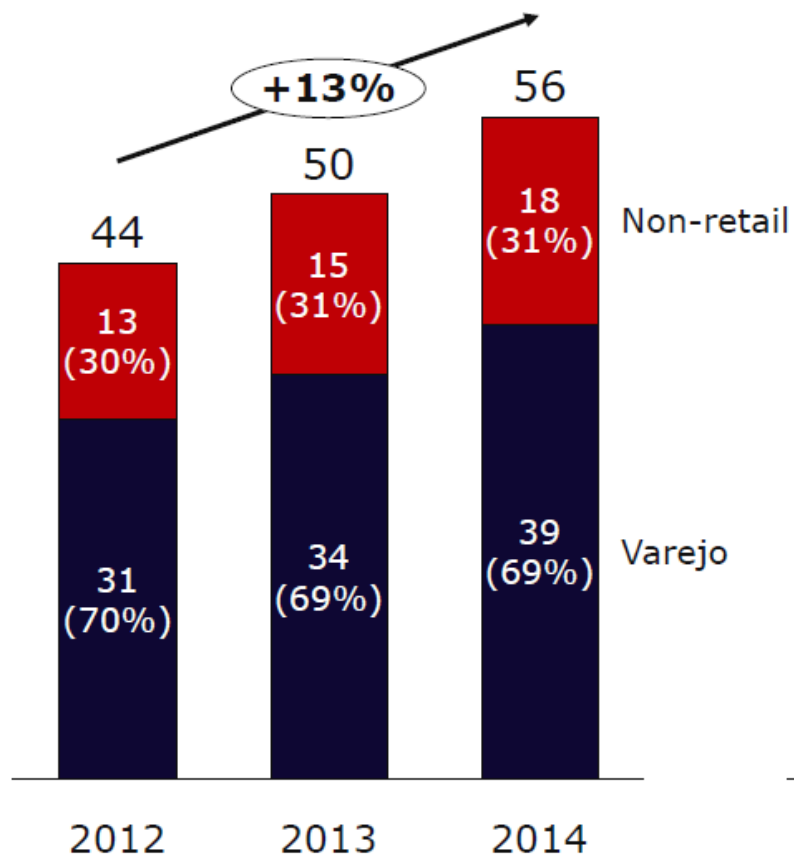


Necessidade Contínua de Medicamentos Inovadores



MERCADO FARMACEUTICO BRASIL

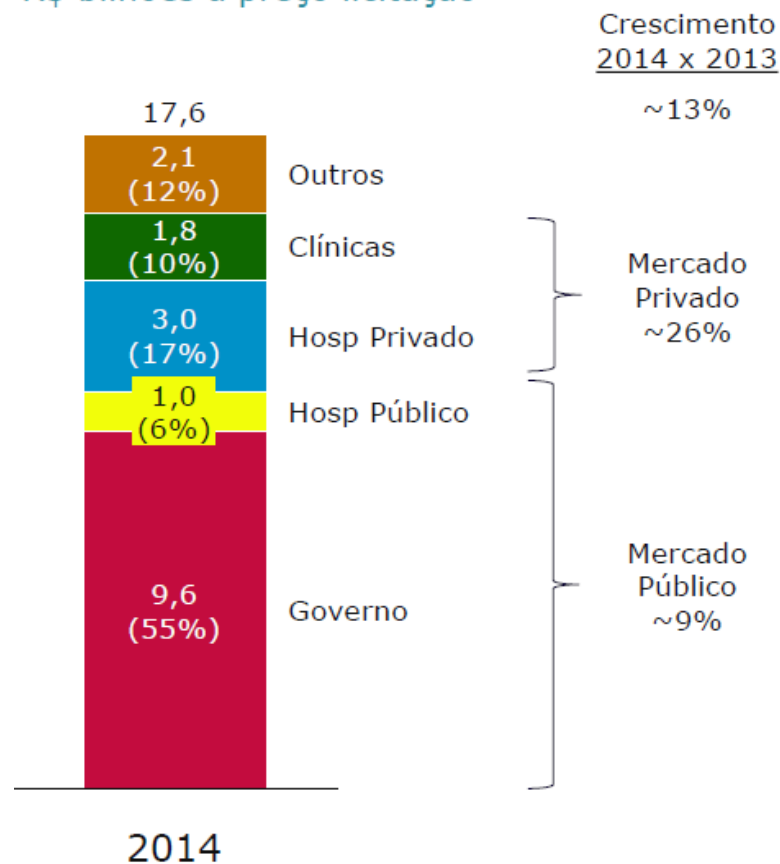
Mercado Farmacêutico Total
R\$ bilhões à preço PPP e licitação



Fonte: PMB Março 2014, NRC Março 2014; todos os canais valorizados à segundo nível de preço (PMB – preço PPP e NRC – preço licitação)

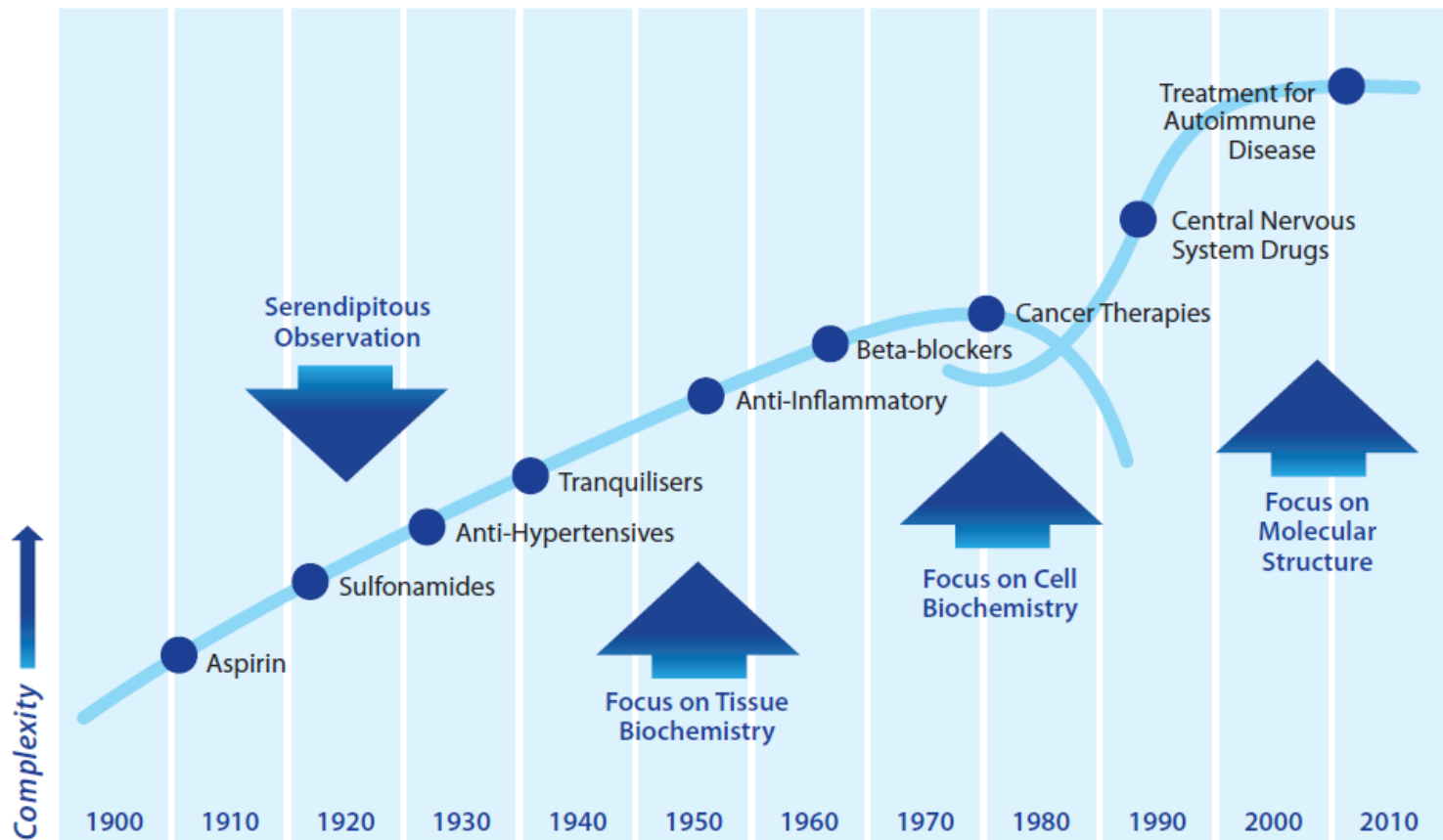
MERCADO FARMACEUTICO BRASIL

Mercado Institucional (non-retail) por canal
R\$ bilhões à preço licitação



Fonte: PMB Março 2014, NRC Março 2014; todos os canais valorizados à segundo nível de preço (PMB – preço PPP e NRC – preço licitação)

Drug developments since 1900



Source: Boston Consulting Group.

Total Number of Registered Studies

